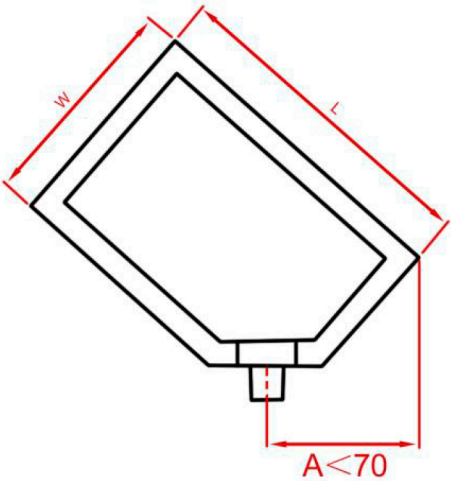


Automatic Pouch Spout Inserter



Main Technical Specification

软包装袋尺寸 Pouch size	直嘴袋型center spout pouch: (100-190) × (70-120) mm 斜角袋型corner spout pouch: (100-160) × (70-110) mm
嘴 型 Spout type	带卡口长、短嘴
生产效率 Capacity	直嘴袋center spout pouch: 85-90 pcs/min 斜嘴袋corner spout pouch: 80-85 pcs/min
电 源 Power	AC380V, 50HZ, 3P, 9.5KW
气 源 Compressed air	0.6-0.8Mpa, 360NL/min
冷却水 Cooling water	6L/min
外形尺寸 (LxWxH) Dimension	4200 x 2400 x 1960(mm)
重量 Weight	2500KG






A should be smaller than 70mm, if not, two bags will be overlap and hit each others during running.

Flexible Pouch and Spout Automatic Sealing Machine

S speed 80-90pcs/min

M mechanical sealing(3 servo)

C center & corner spout pouch



Spout feeding:


Standard spout hopper:



Optional spout lifter



Pouch picking and moving:



Finished pouch unloading:



Finished pouch packing:

